

## September 2011 Volume 5, Issue 3

### In This Issue

#### Top Stories

[Customer Spotlight](#)

[September AMUG Meetings](#)

[Tech Tip](#)

[D3's New Employees](#)

[Employee Spotlight](#)

[D3 Volunteer Day in Joplin, MO](#)

[Information for Subscription Customers](#)

#### Industry & Autodesk News

[Current Autodesk Promotions](#)

[Design Suite Workflow Videos](#)

#### Upcoming Events


[Autodesk University Registration Now Open](#)

[Trade Show Appearances](#)

[Springfield FIRST: Robot Team Needs You!](#)

### Customer Spotlight: Northwind Inc.

Northwind Inc. was founded in 1994. Known for their expertise in drafting and manufacturing sanitary conveying systems for the meat, poultry and baking industries, Northwind works with Autodesk products and D3 TECHNOLOGIES to help manufacture their products.



[Click Here](#) to read more about what Northwind does and how Autodesk Inventor helps them complete projects faster, for a better price, and with higher quality than they otherwise would.

If you'd like to know more about making your workflow more efficient, improving your bottom line or designing a better quality product, [contact us](#) at D3.

[Back to Top](#)

### Special Offers

[Contact Us](#) today to learn about our promotions and special offers on software, hardware, or training.

You can always visit our Website or Social Network pages to learn about promotions or special events. Click the icons below to visit the pages:




### Quick Links

[D3 Website Promotions](#)  
[Events Calendar Autodesk](#)  
[Invention Machine Z Corp](#)  
[Graitec Advance Steel](#)

## September AMUG Meetings

September AMUG meetings were held at the Springfield, Wichita, Kansas City, Oklahoma City and Tulsa D3 offices on September 8<sup>th</sup>. AMUG, the Autodesk Manufacturing User Group, is a place to connect with your fellow Autodesk manufacturing users and learn about their experiences with the products. Each meeting is different, but our September meetings included user presentations, skill builders, and helpful tips and tricks.




If you'd like to see photos from past AMUG meetings, visit our [Flickr](#) page.

Don't miss the next AMUG meeting on **December 8<sup>th</sup>**!

[Back to Top](#)

## Tech Tip: Custom Mass Units

Tired of seeing weight show up in your drawing with the unit string "lbmass"? Or seeing "N/A"? This iLogic snippet can customize weight to show the units (or lack of units) that you want. It also forces Inventor to update the



value whenever the document is opened or saved, and can be triggered at any other time by manually running the rule. To use this code, create a new rule from the iLogic panel on the Manage tab in your drawing template and type in this code.

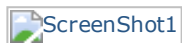
Try

```
model = IO.Path.GetFileName  
(ThisDrawing.ModelDocument.FullFileName)  
mass = iProperties.Mass(model)  
lbs = Round(mass*2.20462262, 2)  
iProperties.Value("Custom", "lbs") = lbs  
InventorVb.DocumentUpdate()
```

Catch

```
iProperties.Value("Custom", "lbs") = 0
```

End Try



I chose the "Try-Catch" format to prevent useless errors from popping up. Without it, the rule fails without a view loaded into the drawing. "Try-Catch" allows the "Try" code to fail quietly, and then runs the "Catch" code.

Excluding the "Try-Catch" framework, here is what the rest of the code does:

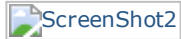
```
model = IO.Path.GetFileName(ThisDrawing.ModelDocument.FullFileName)  
- This queries the drawing and gets the name of the first base view  
loaded into the drawing.  
mass = iProperties.Mass(model)  
- This retrieves the mass from the iProperties of the model.  
lbs = Round(mass*2.20462262, 2)  
- Interestingly enough, despite the template that you use, the internal  
format for mass in Inventor is kilograms. So upon retrieving the mass,  
you must multiply it by a conversion factor to get pounds. I also used the  
"Round" function to truncate the value to 2 decimal places.  
iProperties.Value("Custom", "lbs") = lbs
```

- Now we write this value out to a custom iProperty in the drawing so that it can be accessed by the title block (or any other text field).  
`InventorVb.DocumentUpdate()`
- Update the document so that wherever the iProperty "lbs" is used it will be updated.

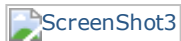
Now if that code fails to run (due to the lack of a drawing view), the Catch code activates:

- `iProperties.Value("Custom", "lbs") = 0`
- This simply sets the "lbs" iProperty to 0.

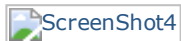
The referenced "lbs" custom iProperty needs to be created in the iProperties of the drawing and saved, along with this rule, in the template.



As far as Event Triggers go, I found "After Document Open" and "Before Document Save" to be effective.



Now all that is left is to modify the titleblock and replace "mass" with "lbs", followed by the unit of your choice.



The rule is now set up and should run quietly in the background!



[Back to Top](#)

## D3's New Employees

D3 Recently welcomed Brian Chastain, Inside Technical Sales; and James Jung, an Escalation Technician to the team. Both work out of Springfield's D3 office. Here are some quick facts about the new faces at D3:

### Brian Chastain

**Career History:** Began work with a major automotive parts supplier doing technical support. Also worked part time in an automotive machine shop, where he was able to build several high end race engines and run the owner's Sprint car race team. In 2004, moved to CSI in Springfield, MO where he got a variety of experience doing customer service, technical support, product management and was the Customer Service Supervisor for a time.



**Position at D3:** With D3 since April 2011, Brian's title is Inside Technical Sales. He's currently responsible for inside sales in and around growing D3's plant product line through proactive telesales.

### James Jung

**Education:** Studied Drafting and Design Technology at Ozarks Technical Community College in Springfield, MO (December 2010).



**Position at D3:** Has been with D3 since October 2010, and is an Escalation Technician/Application Engineer. He handles overflow tech support calls, chats and emails.

[Back to Top](#)

## Employee Spotlight


Meet Nora Feehan, one of D3's employees. Nora is the Regional Sales Manager at D3's Denver office and has been with us since May 2008.



[Click Here](#) to learn more about Nora and read her article.

[Back to Top](#)

## D3 Volunteer Day in Joplin, MO

On August 9<sup>th</sup>, D3 TECHNOLOGIES employees and others headed to Joplin, MO to help with cleanup in the aftermath of the devastating  tornado that hit on May 22<sup>nd</sup>. So many homes and businesses were destroyed that the cleanup and rebuilding in that city will go on for months or more.

We were happy to be able help our neighbors whose lives have been so heavily impacted in the wake of that terrible storm, and would especially like to thank Justin Brown with Trinity Steel & Pipe, Inc. for joining us.

You can see more photos from that day on our [Flickr](#) page.

[Back to Top](#)

## Information for Subscription Customers

Have Subscription or Technical questions? If you're a Subscription customer, you probably have questions about how to get your software, when new releases come out, and Autodesk Subscription Center. Now, you can find a detailed FAQ whitepaper on our webpage that will help you get started.

[Click Here](#) to download the FAQ and keep it as a reference on your desktop.

[Back to Top](#)

## Current Autodesk Promotions

If you're thinking about upgrading or buying new seats of Autodesk software, now is the time to do it and take advantage of one of the promotions Autodesk has going on right now.

- **Validate Your Inventor Program**  
The Validate Your Inventor program allows Autodesk® Inventor® users on subscription the ability to download an extended free trial of Autodesk® Algor® Simulation software. Inventor users on subscription will have the ability to download the Algor Simulation extended free trial through **October 1, 2011**. After a customer downloads and registers the extended free trial of Algor Simulation, it will run until **October 14, 2011**. Read more about this promotion [here](#).
- **Autodesk Better Together Mail-In Rebate**  
Save up to \$1,000 when you purchase an Autodesk Design or Creation Suite. Valid on purchases made between **August 15 and October 14, 2011**. [Find out more](#) about this promotion.
- **0% Financing Offer**  
Until **October 14, 2011** or until the \$5,000,000 that has been allotted for this program run out, you can take advantage of 0% financing on Autodesk Design and Creation Suites. You could also finance with \$0 down. This offer is subject to credit approval and eligibility criteria. Read more about this promotion [here](#).

[Back to Top](#)

## Design Suite Workflow Videos

Click on the links below to view **Autodesk Product Design Suite** videos:

[Chapter 1 - Concept Design](#)

[Chapter 2 - Concepts to Detailed Engineering](#)

[Chapter 3 - Document Management](#)

#### [Chapter 4 - Presentation & Collaboration](#)

*(Note: Product Design Suite is the intended Inventor migration path for existing Inventor Users)*

Click on the links below to view **Autodesk Factory Design Suite** videos:

[Chapter 1 - Factory Layout for AutoCAD](#)

[Chapter 2 - Integrated 2D & 3D Visual Layout](#)

[Chapter 3 - Visualization & Analysis](#)

[Chapter 4 - Present & Market](#)

*(Note: While Product Design Suite is the intended Inventor migration path for existing Inventor Users; you may find Factory Design Suite a better fit for your design process)*

[Contact Us](#) at D3 for more information regarding the new Autodesk Suites

[Back to Top](#)

## Autodesk University Registration Now Open

Autodesk University is where architects, engineers, and designers come together with industry and technology leaders to better understand new technologies, exchange best practices, and form new business strategies. Registration for this event is now open. You can register online on the Autodesk University [website](#).

This year's conference will be at The Venetian in Las Vegas, **November 29 - December 1, 2011**.

[Back to Top](#)

## Trade Show Appearances

D3 will be at several upcoming trade shows. If you're in the area, stop by to say hello. We'll be in:

- **Midwest City, OK** at the 2011 Oklahoma Conference on Manufacturing at the Reed Conference Center on **October 5<sup>th</sup>**
- **Springfield** at the MAM Fall Member Meeting at the Ramada Oasis Convention Center on **October 17<sup>th</sup>**
- **Wichita** at the Industrial Trade Show at the Century II Expo Hall on **October 18<sup>th</sup> - 20<sup>th</sup>**

We hope to see you there!


[Back to Top](#)

## Springfield FIRST: Robot Team Needs You!

FIRST is a not-for-profit that designs accessible, innovative programs that motivate young people to pursue education and career opportunities in science, technology, engineering and math while building self-confidence, knowledge and life skills. There have been two student robot teams started in Springfield for two different age groups:

- FIRST Lego League (FLL) team, Ages 9-14
- FIRST Robotic Competition (FRC), Ages 14-18

Last year was the rookie year for team 3764, "Guardians of Greene," made up of 14 students from four local high schools, pictured at right. (Front row left to right: Paul Somers, Robot, Josh Namio, Michael Bakker,



Klayton Hawkins Middle row: Peter Somers, Calvin Brown, Sean

Tennyson, Danielle Smulczenski, Thomas Diebold Back row: Coach/Eric Brown, Josh Lynn, Nathain Casteal, Team Mom/ Diane Deibold, Mckenzie Morris, Mentor/Klaas Bakker).

That team won a FIRST Inspiration Award at the Greater Kansas City Regional competition. Half of that team graduated and moved on to college, so they are recruiting new students to join for this year. **\$15 million in scholarships are available** through FIRST.

**Who they're looking for**

**Students:** any student willing to try new things, using knowledge in math and science to solve problems, work with others in programming, electronics, manufacturing, building, brand recognition and leadership.

**Mentors:** Engineers, technicians, specialists, professionals helping the next team with ideas and possible solutions to solve problems during the build and competition.

**Volunteers:** Help the team with fundraising, material acquisition, team logistics, brand recognition, advertizing, and business plan development.

**Sponsors:** Provide mentors, volunteers, materials, and finances to support the team.

If you'd like to know more about FIRST, visit their website at [usfirst.org](http://usfirst.org). If you'd like to help the Springfield FIRST team in any way, please contact Eric Brown, Robot Team Coach, at **417.837.9138** or [ebrown@ymail.com](mailto:ebrown@ymail.com).

**[Back to Top](#)**

**About D3 TECHNOLOGIES**

D3 TECHNOLOGIES is focused 100% on manufacturing to provide engineering efficiency. D3 is an Autodesk Gold partner and maintains training centers at each of its locations. Our goal is to provide clients with high quality service so they may receive an improved return on their investment.

**If you would like to know more about us, please visit our website:**  
**<http://www.d3tech.net>**

