

## July 2011 Volume 5, Issue 2

### In This Issue

#### Top Stories

[Customer Success Story](#)

[June AMUG Meetings](#)

[Tech Tip](#)

[D3's New Employee](#)

[Employee Spotlight](#)

[Federal Research Tax Credit](#)

#### Industry & Autodesk News

[Current Autodesk Promotions](#)

[Design Suite Workflow Videos](#)

#### Upcoming Events

[Save the Date: Autodesk University](#)

[D3 Volunteer Day in Joplin, MO](#)

[Factory Design Suite Hands-on Test Drive](#)

### Customer Success Story: Genesys

GENESYS Systems Integrator is a material-handling systems integrator that specializes in engineering, design-build and construction.

[Click Here](#) to read about the types of projects GENESYS tackles regularly and how they manage to develop, review, simulate and build the parts their customers need in a timely and efficient manner.

If you'd like to know more about making your workflow more efficient, [contact us](#) at D3.

[Back to Top](#)

### June AMUG Meetings

#### Special Offers

[Contact Us](#) today to learn about our promotions and special offers on software, hardware, or training.

You can always visit our Website or Social Network pages to learn about promotions or special events. Click the icons below to visit the pages:



#### Quick Links

[D3 Website Promotions](#)  
[Events Calendar Autodesk](#)  
[Invention Machine Z Corp](#)  
[Graitec Advance Steel](#)

June AMUG meetings were held at the Springfield, Wichita, Little Rock, Oklahoma City and Tulsa D3 offices on June 9<sup>th</sup>. AMUG, the Autodesk Manufacturing User Group, is a place to connect with your fellow Autodesk manufacturing users and learn about their experiences with the products. Each meeting is different, but our June meetings included user presentations, skill builders, information on the new 2012 Autodesk products, and helpful tips and tricks.



If you'd like to see photos from past AMUG meetings, visit our [Flickr](#) page.

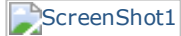
Don't miss the next AMUG meeting on **September 8<sup>th</sup>!**

[Back to Top](#)

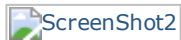
## Tech Tip: User-Defined Attributes & Export to Spreadsheet

The intended purpose of the User-Defined Attributes is to add report fields to the standard reports. But, the Export to Spreadsheet feature also uses the User-Defined Attributes in some cases. Say you have added a LT\_TYPE attribute to your schematic components to hold some company-specific information and you want to include it in the exported Components spreadsheet. Add it to the User-Defined Attributes list and it is automatically added to the Components export next time you Export to Spreadsheet. This can be accomplished by following the steps below.

The first step in this process is to make the custom attribute and insert it into your symbol inside the AutoCAD Electrical symbol builder tool. Be sure to take note of the exact Tag that you give the attribute as this will have to be duplicated later in this process.

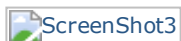


After creating and inserting your custom symbol you will be able to give your custom attribute a value by selecting the Show/Edit Miscellaneous button inside the Insert/Edit Component dialog box.

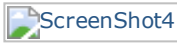


Next in your Reports Tab, Miscellaneous Panel you will want to select the User Attribute tool. This will bring up a window with a spreadsheet that has four columns in it.

- Attribute Tag: This is the Tag name that you gave the attribute. Once again be careful to write this in just as it was written inside the attribute.
  - Column Width: Pretty self-explanatory, controls the width of the column that is going to be added to the spreadsheet during the export to spreadsheet.
  - Justification: Dictates where the text will show within the cell.
  - Column Title: Will be the label at the top of the column. This can be the same as your Attribute Tag or not, this does not need to match anything.
- Upon saving AutoCAD Electrical creates and .wda file. Place this file in the same folder as the project you are working in and every time you do an export it will be read as well.




The custom column(s) start right before the (FILENAME) column. As many rows as you add in the above, User defined Attribute, list that many columns will be added. After all of that if you change the attributes in the spreadsheet and then import it back into AutoCAD Electrical those attributes will be updated. This is extremely useful if you are using user defined attributes and have people that do not have access to AutoCAD Electrical and need to look over certain aspects of electrical projects. Hope this was helpful.



[Back to Top](#)

## D3's New Employee

D3 Recently welcomed Eric Gore, a Solution Executive, to the team. Eric works out of D3's St. Louis office. Here are some quick facts about Eric.



**Education:** BS in Mechanical Drafting and Design Technologies from Missouri State University in Springfield (1996)

**Career:** Began as a designer/estimator, then moved from Product Manager to Sales and Business Development positions

**Position at D3:** Has been with D3 for 3 months, doing solution consulting.

[Back to Top](#)

## Employee Spotlight

Meet Jamie Wells, one of D3's employees. Jamie works at D3's Springfield office as the Operations Manager. Jamie has been with us since September 2005.



Kevin Schlack, D3 President, says of Jamie, "Every company has someone who is the glue that holds everything together. Jamie is our glue"

[Click Here](#) to learn more about Jamie and read her article.

[Back to Top](#)

## Federal Research Tax Credit

The U.S. tax code may reward companies for the development or improvement of their products or processes through the Research tax credit. One of the requirements for an activity to qualify for the research tax credit is that the taxpayer engage in modeling, simulation, or systematic trial and error to eliminate technological design uncertainty related to the development or improvement of the product or process.

Eligible expenditures include wages paid to design new products, improve existing products, and design of molds or dies used in the manufacturing processes. Further, prototype costs or materials used in stereolithographic (SLA) simulations may be included in the credit computation

Please forward this information to your internal tax expert, and contact **Daryl Price** at (417) 831-7171 ext. 111 or [daryl.price@d3tech.net](mailto:daryl.price@d3tech.net) for more information.

[Back to Top](#)

## Current Autodesk Promotions

If you're thinking about upgrading or buying new seats of Autodesk software, now is the time to do it and take advantage of one of the promotions Autodesk has going on right now.

- **Validate Your Inventor Program**  
The Validate Your Inventor program allows Autodesk® Inventor® users on subscription the ability to download an extended free trial of Autodesk® Algor® Simulation software. Inventor users on

subscription will have the ability to download the Algor Simulation extended free trial through **October 1, 2011**. After a customer downloads and registers the extended free trial of Algor Simulation, it will run until **October 14, 2011**. Read more about this promotion [here](#).

[Back to Top](#)

## Design Suite Workflow Videos

Click on the links below to view **Autodesk Product Design Suite** videos:

[Chapter 1 - Concept Design](#)

[Chapter 2 - Concepts to Detailed Engineering](#)

[Chapter 3 - Document Management](#)

[Chapter 4 - Presentation & Collaboration](#)

*(Note: Product Design Suite is the intended Inventor migration path for existing Inventor Users)*

Click on the links below to view **Autodesk Factory Design Suite** videos:

[Chapter 1 - Factory Layout for AutoCAD](#)

[Chapter 2 - Integrated 2D & 3D Visual Layout](#)

[Chapter 3 - Visualization & Analysis](#)

[Chapter 4 - Present & Market](#)

*(Note: While Product Design Suite is the intended Inventor migration path for existing Inventor Users; you may find Factory Design Suite a better fit for your design process)*

[Contact Us](#) at D3 for more information regarding the new Autodesk Suites

[Back to Top](#)

## Save the Date: Autodesk University

This year's conference will be at The Venetian in Las Vegas, **November 29 - December 1, 2011**.

[Back to Top](#)

## D3 Volunteer Day in Joplin, MO

On **August 9<sup>th</sup>**, D3 will be sending volunteers to Joplin, MO to help clean up debris from the devastating EF-5 tornado that hit this spring. Anybody who would like to come lend a hand is welcome to join.

Contact us by phone: **877.731.7171** or [Click Here](#) to register if you'd like to come to Joplin on August 9<sup>th</sup>.

[Back to Top](#)

## Factory Design Suite Hands-on Test Drive

D3 will offer a Factory Design Suite Hands-on Test Drive at the Springfield office on **August 18<sup>th</sup>**. Hands-on Test Drives will also be offered at other D3 locations in the future. Check D3's [events calendar](#) for dates and locations.

Factory Design Suite is a 2D and 3D factory layout and optimization solution that can help you make better layout decisions by creating a digital model of your factory.

To try Factory Design Suite free, register for this hands-on test drive. Contact us by phone: **877.731.7171** or email: [d3technologies2@d3tech.net](mailto:d3technologies2@d3tech.net) or visit our online events calendar [here](#).

[Back to Top](#)

**About D3 TECHNOLOGIES**

D3 TECHNOLOGIES is focused 100% on manufacturing to provide engineering efficiency. D3 is an Autodesk Gold partner and maintains training centers at each of its locations. Our goal is to provide clients with high quality service so they may receive an improved return on their investment.

**If you would like to know more about us, please visit our website:**  
<http://www.d3tech.net>

